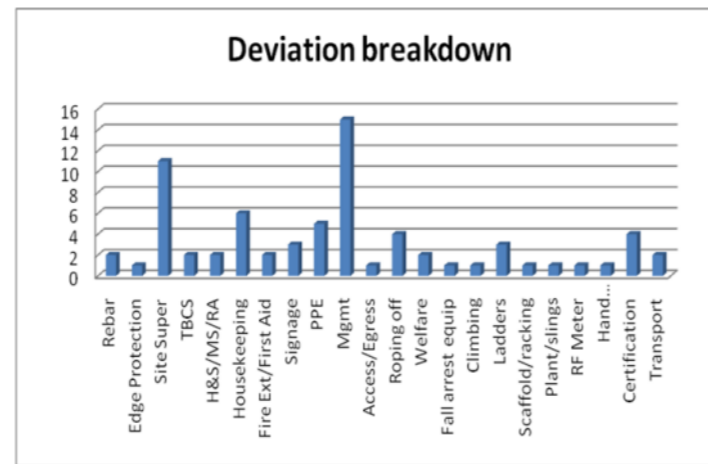
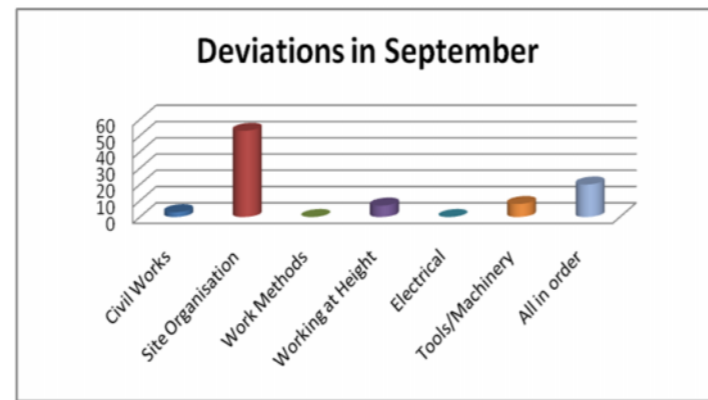




# KTL - NEWSLETTER SEPTEMBER 2010

<b>Accidents – Sept</b>	<b>Total = 0</b>
<b>Incidents – Sept</b>	<b>Total = 2</b>
<b>Medical – Sept</b>	<b>Total = 1</b>
<b>Near Misses – Sept</b>	<b>Total = 24</b>

- Operative bruised finger while transferring cable.
- A copper earth wire was uncovered, but not damaged, in the ground while clearing the topsoil a few metres from the base of a 38kv twin portal structure.
- When loading crowd barriers onto trailer for moving to new site one fell off side of trailer.
- While putting up bunting barriers, one of the posts (wavin pipe) fell over.
- While getting off dumper, operative slipped on muddy steps
- Accessed antennas on rooftop via MEWP at front of building – antennas should only be accessed via crane and basket at rear of building
- KTL not working to method statement. Work stopped and method statement changed.
- Small bruise to hand when opening main gate of substation. It was caused by sharp edges on mesh
- No signage around T142 excavator
- Contractor not using two man lift when moving length of timber.
- Scrap timber stored under live bus bar.
- Material lying around - not roped off
- Tripped on exposed coil of eircom cable at site entrance
- Tripped over large boulder near site office
- Protective guard missing from water pump. Operative could potentially slip and put his hand down into the shaft.
- Bullock chased operative on site & almost caught up with him
- Flashing beacon hit low lying branch and fell down beside operative quite forcefully
- Operative got splash of sap in the eye from evergreen tree while cutting back trees.
- Stone fell out of 9ton dumper while travelling over bumps.
- Operative slipped whilst dismounting digger and fell to his knees
- Muck and debris left on public road after removal of excavator from site
- Operative bruised finger while removing palisade fence in front of substation
- Fibre optic cable exposed while digging foundation.
- Operative poking concrete without wearing safety glasses
- While building steel operative dropped bolt into drop zone



## European Safety Week

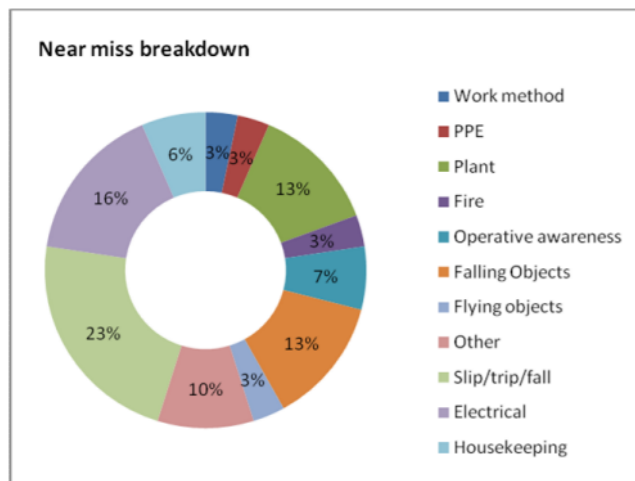
**European Week for Safety and Health at Work has become one of Europe's largest awareness raising campaigns for a healthier, safer and more productive workplace.**

### European Safety Week 2010 – 2011

European Safety Week 2010 takes place week beginning October 25<sup>th</sup> and the theme of the 2010-11 campaign is Safe Maintenance. The campaign is backed by the EU Presidencies of Spain and Belgium in 2010 and of Hungary and Poland in 2011, by the European Parliament and the European Commission, and by the European Social Partners. The campaign now covers more than 30 countries, including all EU Member States. The approach it promotes is based on employers, employees and their representatives working together.

The main objectives of the Safe Maintenance Campaign are to:

- Raise awareness of the importance of maintenance for workers' safety and health, of the risks associated with maintenance, and of the need to carry it out safely;
- Raise awareness of employers' legal and other responsibilities to carry out safe maintenance, and of the business case for doing so;



- Promote a simple, structured approach to OSH management in maintenance, based on appropriate risk assessment.

The ultimate aim, of course, is to help to reduce the number of people who are hurt or are experiencing ill health as a result of inadequate maintenance or lack of maintenance, now and in the future.

### Saw injury betrayed safety failings

An employee of WCM Europe Limited of Basildon, Essex, accessed a circular saw, which had its guard removed, to cut a block of plastic but instead caught his finger on the blade and almost lost a finger in the accident. WCM was fined £6,000, with £2,741 costs, having admitted to failing to ensure that only properly trained employees had access and authorisation to use the saw. The company also failed to adequately supervise the job and ensure that the saw was used safely and with the guards in place. 30th September 2010

## Unexpected events – be prepared!



Can the work or guide slip?



Are my fingers clear of sharp edges?



Is the object free to move?



Am I wearing the appropriate PPE?

Have I taken precautions against slips and spills?



Do I hold the handrail on the stairs?



Do I always look where I am going?



Do I always concentrate on what I am doing?



Can the machine start unexpectedly?

## Travel safety this autumn - good practice advice from Interactive Driving Systems...



Please bear in mind the 10 good practice autumn driving tips below:

- Have your vehicle, including tires, brakes, wipers and windscreen fluid checked.
- Reduce your speed, stay further back from the vehicle in front, drive defensively and allow yourself time to react.
- Slow earlier for junctions, intersections, roundabouts and traffic lights.
- Adapt your driving speed to visibility.
- At sunset or sunrise beware of dazzle from low sun.
- Use dimmed or dipped headlights as soon as you notice a reduction in visibility.
- Only use foglights in extreme conditions
- If your vehicle is not equipped with ABS, should the wheels lock, release the brake briefly so that you can steer.
- Take regular breaks, even if you're in a hurry. It will help you concentrate better especially when doing long hauls in poor or foggy conditions.
- Finally, watch out for children walking and cycling to and from school. Many schools have dark coloured uniforms, making children difficult to spot. If you have kids of your own travelling to school this autumn, help them be more visible and safe.

